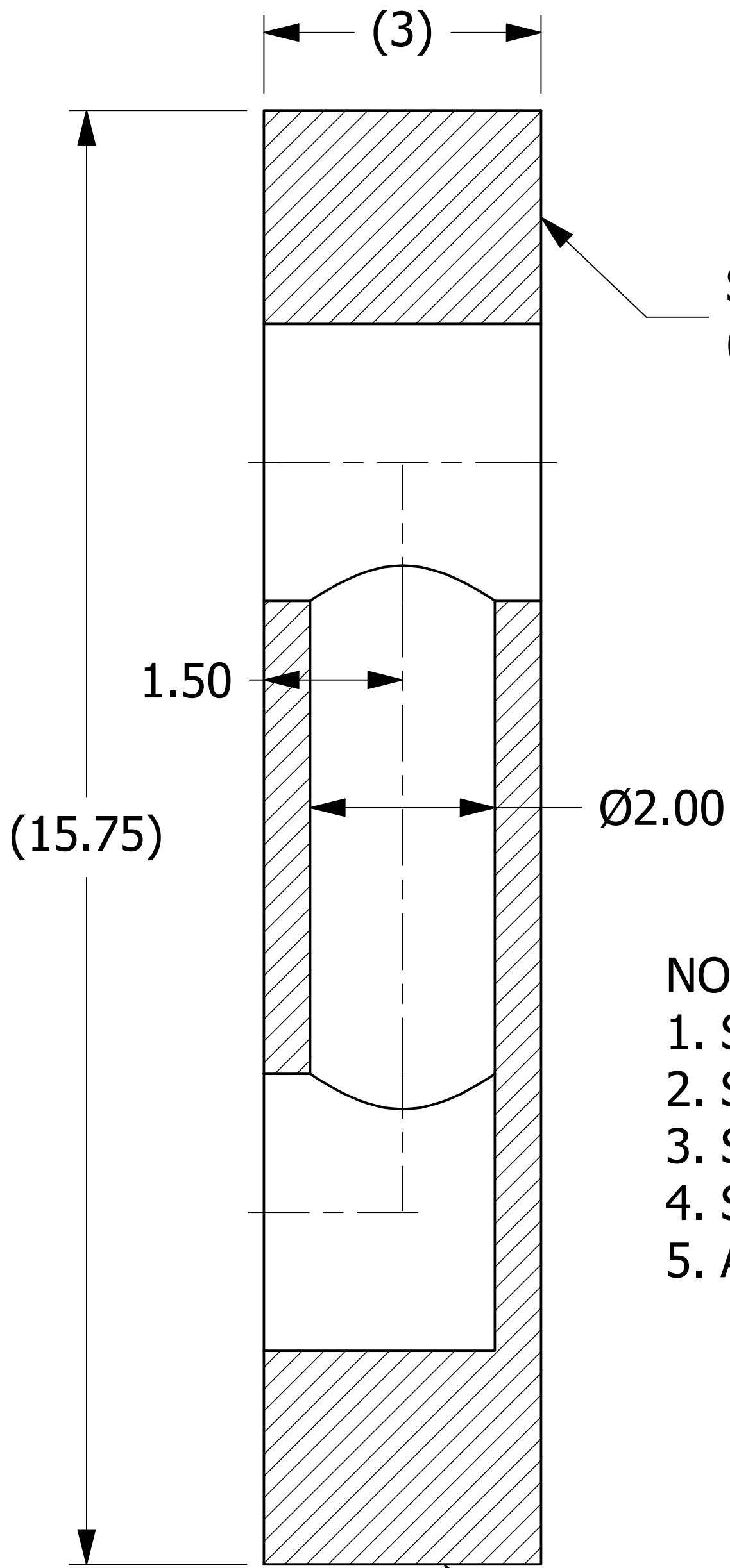
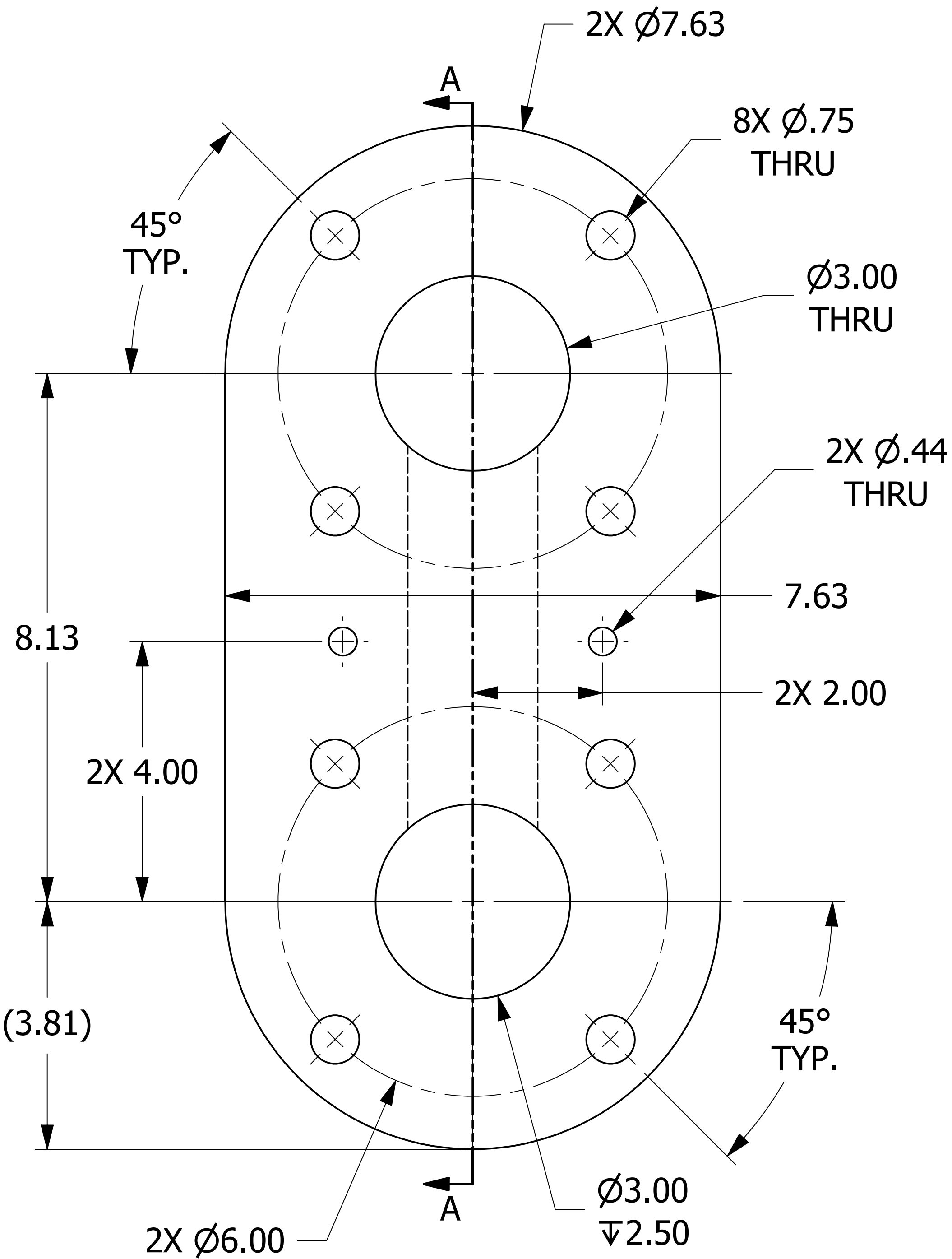


NO.	PART NAME	PART#	REQ'D	MATERIAL
1	SHEET 3"	SHT3UHR	.85 SQ FT	SALCO PE
2	PLUG	HSPITPLG6	1	SALCO PE



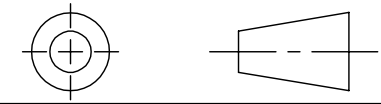
- NOTES:
1. SEE DOCUMENT DSS 1 FOR MATERIAL SPECIFICATION.
 2. SEE DOCUMENT QAP5A-1 FOR MARKING PROCEDURE.
 3. SEE DOCUMENT DSS 3 FOR FRICTION WELDING SPECIFICATIONS.
 4. SEE DOCUMENT DSS 5 FOR SERRATED GASKET SURFACE SPECIFICATIONS.
 5. AAR APPROVAL #E-099017

MARK PER QAP5A-1
TEXT HEIGHT .1" MIN

SECTION A-A

C	TAK	12-11-15	CHANGED HOLE DIAMETER FROM Ø2" TO Ø3"
B	WEB	2-20-15	ADDED DSS 3 AND DSS 5 NOTES
A	KHK	11-15-12	ADDED PART TO NETWORK
REV	BY	DATE	DESCRIPTION

UNLESS OTHERWISE SPECIFIED
DIMENSIONAL TOLERANCES
FRACTIONAL: ±1/16
X.XX: ±.03
X.XXX: ±.015
ANGULAR: ±1°
DEBURR ALL SHARP EDGES.
ALL MACHINED SURFACES TO
HAVE A 125 RMS FINISH
UNLESS NOTED OTHERWISE.
THIRD ANGLE PROJECTION



DRAWN BY:	BRG
CHECKED BY:	WRB
PROTOTYPE BY:	BRG
PROTOTYPE DATE:	3/27/2012
APPROVED FOR PRODUCTION BY:	WRB
PRODUCTION DATE:	11/19/2012

SALCO PRODUCTS, INC.			
PART NAME: PARALLEL INSTRUMENT TEE 3"X3"			
MATERIAL: SEE BOM/NOTE			
PROJECT #:	120312	SHEET #:	1 OF 1
DRAWING #:	D32811	PART #:	HSPIT3X3
		SCALE:	3:4