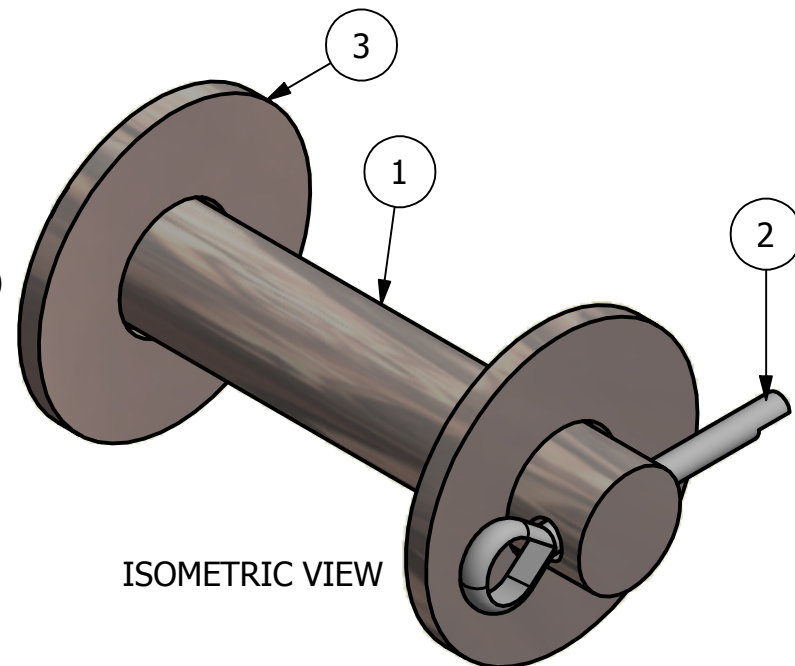
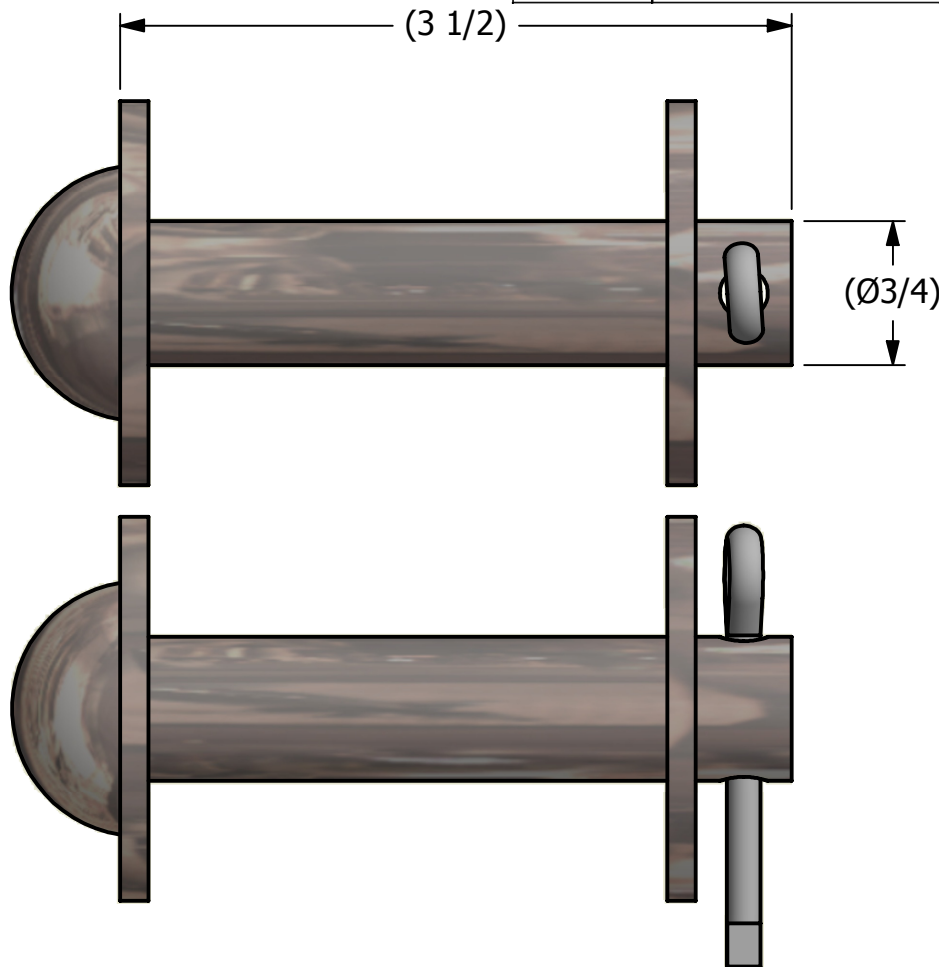


2



1

NO.	PART NAME	PART #	REQ'D	MATERIAL
1	BUTTON HEAD ROD	BHR34350HC1	1	CS
2	COTTER PIN 3/16"X1 1/2"	CP31615C1	1	CS
3	FLAT WASHER 3/4" USS	WASH34	2	CS

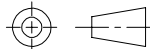


ISOMETRIC VIEW

D	WEB	7-17-17	UPDATED TO CURRENT DRAFTING STANDARDS, UPDATED PART DESCRIPTION TO BUTTON HEAD ROD ASSEMBLY
C	PJG	10-11-00	REPLACED CP150 WITH CP31615C1 & CHANGED PART # WAS BHR34350HC1A
B	FOD	4-3-00	ADDED NOTE
A	FOD	7-28-99	CHANGED PART NUMBER, WAS BHR34350HA
REV	BY	DATE	DESCRIPTION

NOTE:
 3/4" BUTTON HEAD ROD WAS MADE TO FIT 7/8" AND 3/4" EYEBOLTS. IT MAY BE USED WITH A 1" EYEBOLT IF THE CUSTOMER REQUESTS IT BUT IT IS NOT A RECOMMENDATION MADE BY SALCO.

UNLESS OTHERWISE SPECIFIED
 DIMENSIONAL TOLERANCES
 FRACTIONAL: ±1/16
 X.XX: ±.03
 X.XXX: ±.015
 ANGULAR: ±1°
 DEBURR ALL SHARP EDGES.
 ALL MACHINED SURFACES TO
 HAVE A 125 RMS FINISH
 UNLESS NOTED OTHERWISE.
 THIRD ANGLE PROJECTION



DRAWN BY:	FOD
CHECKED BY:	SAB
PROTOTYPE BY:	FOD
PROTOTYPE DATE:	7/16/1999
APPROVED FOR PRODUCTION BY:	FOD
PRODUCTION DATE:	7/16/1999



SALCO PRODUCTS, INC.

PART NAME:
BUTTON HEAD ROD ASSEMBLY

MATERIAL: SEE BOM

PROJECT #: SHEET #: 1 OF 1 SCALE: 1:1

DRAWING #: A13610 PART #: BHR3435HC1A

2



1